



STA-DRY® CRIMP & SEAL™

MAKE PERMANENT REPAIRS LAST AS LONG AS THE WIRE!

A strong electrical connection!



50% stronger than



Stop wire corrosion and make permanent repairs!

Common PVC Connector

VS.

STA-DRY® CRIMP & SEAL™


NO SEAL
Allows corrosion to "creep" under the wire insulation



WATERPROOF SEAL
Prevents contaminants from corroding the wire



- Crimp barrel for mechanical reliability
- Tin-plated copper for corrosion resistance
- Adhesive-lined heat shrink tubing ensures a water tight seal to prevent contaminants from corroding the wire
- Adhesive-lined heat shrink tubing ensures a permanent connection
- Wire gauge imprint and color coded tubing for easy identification
- Available in sizes from 22 gauge to 10 gauge
- Available in a variety of different styles:
 - butt connectors
 - step-down butt connectors
 - ring terminals
 - fully insulated slip-on connectors
 - slip-on connectors
 - spade terminals
 - 4-wire connectors
 - bullet receptacles and plugs
- RoHS compliant



STA-DRY® CRIMP & SEAL™

Connector Style	Color	Wire Gauge & Size	5 Pc. Clamshell	10 Pc. Polybag	25 Pc. Polybag	100 Pc. Polybag	500 Pc. Polybag	60 Pc. Shake Jar	100 Pc. Shake Jar	1-1900 Mini Kit*	1-1903 Mini Kit*	1-1905 Mini Kit*
Butt Connectors	Red	22-18 AWG	1-1961C		1-1961	1-1961-100	1-1961-500		1-1961J	(20)	(5)	(10)
Butt Connectors	Blue	16-14 AWG	1-1962C		1-1962	1-1962-100	1-1962-500		1-1962J	(30)	(10)	(10)
Butt Connectors	Yellow	12-10 AWG	1-1963C		1-1963	1-1963-100	1-1963-500	1-1963J		(20)	(5)	(10)
Butt Connectors	Red	8 AWG			1-1964							
Butt Connectors	Clear	24-22 AWG									(1)	
Step-Down Connectors	Blue	16-14 AWG		1-1728								
Step-Down Connectors	Yellow	12-10 AWG		1-1727								
Step-Down Connectors	Red	8 AWG		1-1726								
Ring Terminals	Red	22-18 AWG, #6			1-1917							
Ring Terminals	Red	22-18 AWG, #8			1-1918							
Ring Terminals	Red	22-18 AWG, #10	1-1919C		1-1919					(5)	(4)	
Ring Terminals	Red	22-18 AWG, 1/4"			1-1920							
Ring Terminals	Blue	16-14 AWG, #6			1-1921							
Ring Terminals	Blue	16-14 AWG, #8			1-1922							
Ring Terminals	Blue	16-14 AWG, #10	1-1923C		1-1923	1-1923-100				(5)	(4)	
Ring Terminals	Blue	16-14 AWG, 1/4"	1-1924C		1-1924	1-1924-100				(5)	(4)	
Ring Terminals	Blue	16-14 AWG, 5/16"			1-1925							
Ring Terminals	Blue	16-14 AWG, 3/8"	1-1926C		1-1926	1-1926-100				(5)	(4)	
Ring Terminals	Yellow	12-10 AWG, #8			1-1932							
Ring Terminals	Yellow	12-10 AWG, #10	1-1933C		1-1933	1-1933-100				(5)	(4)	
Ring Terminals	Yellow	12-10 AWG, 1/4"	1-1934C		1-1934	1-1934-100				(5)	(4)	
Ring Terminals	Yellow	12-10 AWG, 5/16"			1-1935							
Ring Terminals	Yellow	12-10 AWG, 3/8"			1-1936	1-1936-100						
Ring Terminals	Yellow	12-10 AWG, 1/2"			1-1937							
Ring Terminals	Red	8 AWG, #10		1-1945								
Ring Terminals	Red	8 AWG, 1/4"		1-1946								
Ring Terminals	Red	8 AWG, 5/16"		1-1947								
Ring Terminals	Red	8 AWG, 3/8"		1-1948								
Spade Terminals	Red	22-18 AWG, #8			1-1939							
Spade Terminals	Blue	16-14 AWG, #6			1-1940							
Spade Terminals	Blue	16-14 AWG, #8			1-1941							
Spade Terminals	Blue	16-14 AWG, #10			1-1942							
Spade Terminals	Yellow	12-10 AWG, #10			1-1944							
Female Fully Insulated Slip-On	Red	22-18 AWG, .250"	1-1975C		1-1975						(4)	
Male Fully Insulated Slip-On	Red	22-18 AWG, .250"	1-1976C		1-1976							
Female Fully Insulated Slip-On	Blue	16-14 AWG, .250"	1-1971C		1-1971	1-1971-100				(5)	(4)	
Male Fully Insulated Slip-On	Blue	16-14 AWG, .250"	1-1972C		1-1972	1-1972-100				(5)	(4)	
Female Fully Insulated Slip-On	Yellow	12-10 AWG, .250"	1-1965C		1-1965	1-1965-100						
Male Fully Insulated Slip-On	Yellow	12-10 AWG, .250"			1-1966	1-1966-100						
Female Slip-On	Red	22-18 AWG, .110"			1-1950							
Female Slip-On	Red	22-18 AWG, .250"			1-1951							
Male Slip-On	Red	22-18 AWG, .250"			1-1952							
Female Slip-On	Blue	16-14 AWG, .187"			1-1953							
Female Slip-On	Blue	16-14 AWG, .250"			1-1954							
Male Slip-On	Blue	16-14 AWG, .250"			1-1955							
Female Slip-On	Yellow	12-10 AWG, .250"			1-1956							
Male Slip-On	Yellow	12-10 AWG, .250"			1-1957							
Male Bullet Connector	Red	22-18 AWG, .157"			1-1982							
Male Bullet Connector	Red	22-18 AWG, .180"			1-2268							
Male Bullet Connector	Blue	16-14 AWG, .157"			1-1984							
Male Bullet Connector	Blue	16-14 AWG, .180"	1-2269C		1-2269	1-2269-100						
Female Bullet Connector	Red	22-18 AWG, .157"			1-1981							
Female Bullet Connector	Red	22-18 AWG, .180"			1-2266							
Female Bullet Connector	Blue	16-14 AWG, .157"			1-1983							
Female Bullet Connector	Blue	16-14 AWG, .180"	1-2267C		1-2267	1-2267-100						
4-Wire Connector	Blue	16-14 AWG			1-2241							
4-Wire Connector	Yellow	12-10 AWG			1-2242							
Mini-Jet Torch												

*Numbers in () indicate part number & quantity in kit

For new and innovative products,
visit www.phillipsind.com

PHILIPS